



Parents' Brochure

1. Download



1. App Store - 'Allow Notification'
2. Android
3. Chrome
(snaapp.mggsoftware.com/app)

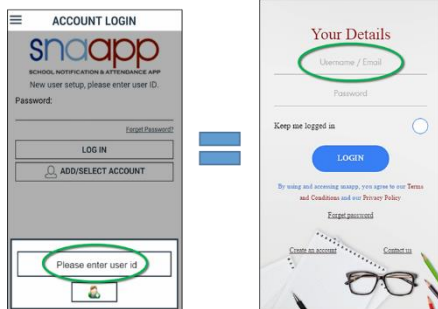
2. Register / Login

Register

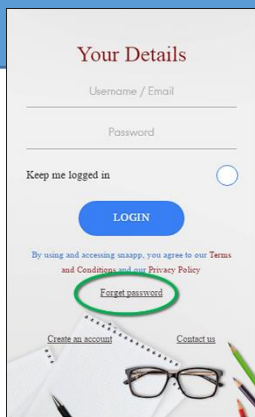
1. Password is case-sensitive
2. Username requires min. six alpha-numeric characters
3. Username has to be unique
4. Username only allow certain symbols: -.#@*!?

Login

Existing user can login with existing email address and password.



3. Forget Password



snaapp will send an email with a link to reset your password.

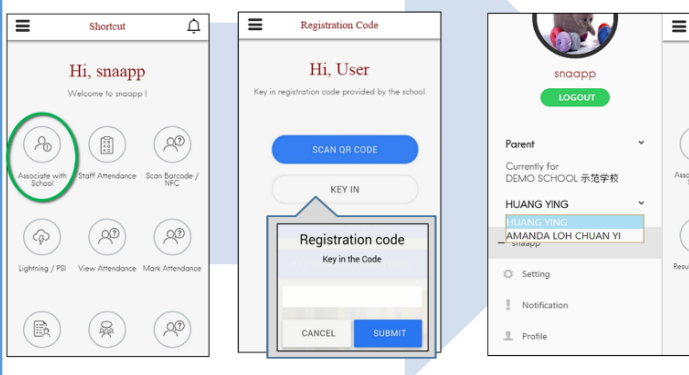
Do check your Junk or Spam folder

OR

Add noreply@mggsoftware.com into your email contact

4. Multiple accounts

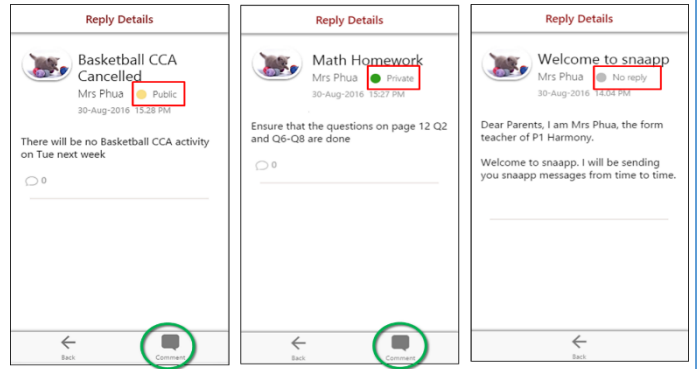
The School will give you the Registration Code, which is unique to every single child i.e. registration code is different for every child. Key in each child's registration code to access their school's info.



5. Message Blog

There are three types of snaapp message blog:

1. **Public reply** – Reply will be seen by all
2. **Private reply** – Parents can only reply to sender
3. **Read Only** – Parents can only view message



What is snaapp?

snaapp is an app with many functions, which includes attendance taking and notifications capabilities. It acts as the communication platform between school and parents.

snaapp allows parents to have first-hand updates of their children.

For attendance, please note that parents will only receive notifications in the event their child is late or absent.

Note

Parents who do not have snaapp (eg. No smartphone) will miss out on the following:-

- Receiving photos
- Reply to teacher/school
- Ease of updating the school their contact details

For technical assistance, email to snaapp@mggsoftware.com or call 6815 1210

For other matters, please contact the school.

General Office: _____