





P1 Orientation (P1, 2025)



15 October 2024



Principal's Address



Our
Vision

Active Learners,
Confident Leaders,
Gracious Citizens



Our Mission

We nurture and inspire every Gongshanger to be a

Learner with Zeal

Leader with Courage

Citizen with Purpose



Our Values

| | | |
|---|--------------|---|
| 勤 | Perseverance | <ul style="list-style-type: none">✓ Every Gongshanger will understand the value of hard work.✓ Every Gongshanger will continue to work towards his/her goals despite challenges. |
| 俭 | Thrift | <ul style="list-style-type: none">✓ Every Gongshanger is able to tell the difference between 'needs' and 'wants'.✓ Every Gongshanger is able to use resources prudently to avoid wastage. |
| 诚 | Integrity | <ul style="list-style-type: none">✓ Every Gongshanger will do the right thing even when nobody is around or watching.✓ Every Gongshanger will have the moral courage to stand up for what is right. |
| 敬 | Respect | <ul style="list-style-type: none">✓ Every Gongshanger will have pride and confidence in themselves.✓ Every Gongshanger will appreciate differences in others and be sensitive to the feelings of others. |



A GREAT START TO PRIMARY SCHOOL



Ministry of Education
SINGAPORE



OVERVIEW

1 Developments in
Primary Education

2 What Is It Like
in Primary School?

4 School-Home
Partnership



3 Transition to Primary 1



DEVELOPMENTS IN PRIMARY EDUCATION




Either opened up an opportunity or taught us some value,



WHAT IS IT LIKE IN PRIMARY SCHOOL?

- Laying a strong foundation
- Nurturing well-rounded individuals and passionate lifelong learners
- Providing learning opportunities that recognise their strengths and develop their full potential
- Preparing our children for the future
- Providing a safe learning environment to support our children's well-being



WHAT EXPERIENCES WILL MY CHILD GO THROUGH IN PRIMARY 1?

[Subjects taken at Primary 1]

- English Language
- Mother Tongue Languages (Chinese/Malay/Tamil)
- Mathematics
- Physical and Health Education
- Art and Craft
- Social Studies
- Music
- Programme for Active Learning
- FTGP-CCE



WHAT EXPERIENCES WILL MY CHILD GO THROUGH IN PRIMARY 1?

Holistic Development

- Focuses on building greater confidence and nurturing a stronger intrinsic motivation to learn so as to develop your child's potential
- Use of a range of assessment types to gather information to support students' learning
- No examinations and weighted assessments at Primary 1 and Primary 2 to ease your child into formal schooling and to encourage the joy of learning



TRANSITION TO PRIMARY 1

- **Transition is the process in which a child moves into a new environment**
- **For example, when a child moves from preschool to primary school, a child has to adapt to an unfamiliar setting**
- **A smooth transition occurs when your child:**
 - feels safe and comfortable in their new environment
 - is able to manage the daily challenges of school life
 - can reach out to teacher and/or peers for support when needed



TRANSITION TO PRIMARY 1

When your child enters primary school, they will experience:



HOW CAN I PREPARE MY CHILD FOR PRIMARY 1?

In primary school, your child will be equipped with skills to:

- adjust to a larger learning environment
- interact with more peers and teachers
- adapt to longer school hours
- become more independent and responsible



HOW CAN I SUPPORT MY CHILD DURING THIS TRANSITION?

- **S**upport your child and encourage them to overcome challenges with you
- **A**ffirm your child by recognising small successes and praising their efforts
- **F**amiliarise your child by easing them into new routines and sharing with them your experiences in primary school
- **E**mpathise and acknowledge your child's feelings

Supporting your child's transition through
Primary 1

Build a caring home environment to nurture the social and emotional skills of your child using these S.A.F.E. tips.

SUPPORT

- Commit some time every weekend to **play games and have fun together**.
- **Visit places or take part in events that both of you enjoy.**
- **Encourage** your child to make **new friends**.
- Try out **FTGP® Family Time** activities.

AFFIRM

- **Encourage** your child when he makes **observations**.
E.g. Say "That's interesting!" and ask why he/she said that.
- **Recognise small successes**. E.g. Say "You've made another new friend in class - well done!"

FAMILIARISE

- **Find out** what primary schools have in store for students these days.
- **Do practical things to ease** your child into **new routines**.
E.g. Plan daily routines together, teach your child new habits like packing his/her bag.

EMPATHISE

- **Teach** your child words that describe feelings.
- **Acknowledge** your child's **emotions**.
E.g. "It's okay to feel anxious about starting school."
- **Understand** your child's **needs**. E.g. Start bedtime early. Children need a lot of sleep.

Your Teacher Guidance Period

Spend Time Chatting. Use T.A.D.

Talk
Talk about fond memories of your own school days.
E.g. What you did in Primary One, kind teachers and cheeky classmates you had.

Ask
Ask about his/her thoughts and feelings about the school.
E.g. FTGP® activities, when he/she felt happiest.

Discuss
Discuss together what can be done if he/she has worries at school.
E.g. Explore how people deal with conflicts.

QUICK TIPS

- Listen without interrupting.
- Nod your head and ask questions to show interest and affirmation.

These tips may be used with children of other ages too, if depends on each child's needs. Using these tips on your child's journey through the school years can help ease anxiety and worries, and build warmer and closer relationships at home.

Ministry of Education
Singapore



WHAT DOES MY CHILD NEED AT PRIMARY 1?

Every child develops at a different pace. We will continue nurturing the knowledge, skills and dispositions that your child has developed at preschool:

| | |
|---|--|
| Values, Social-Emotional Competencies, Citizenship Dispositions | <ul style="list-style-type: none"> • Understand and Care for Oneself • Show Care and Respect for Others • Make Responsible Decisions and Act on Them |
| Art | <ul style="list-style-type: none"> • Enjoy Participating in Art • Express Ideas and Feelings through Art • Demonstrate Awareness of Art from Different Cultural Groups |
| English Language | <ul style="list-style-type: none"> • Listen and Speak for Enjoyment and Information • Read with Enjoyment and Understanding • Communicate Ideas and Information through Writing or Using Symbols or Letter-Like Shapes |
| Mathematics | <ul style="list-style-type: none"> • Basic Understanding of Numbers Up To 10 • Recognise Simple Patterns • Compare Quantities Between Two Groups of Objects |
| Mother Tongue Languages | <ul style="list-style-type: none"> • Enjoy and Show an Interest in Learning Mother Tongue Language. • Enjoy and Show an Interest in Listening and Speaking in Mother Tongue Language. • Demonstrate Awareness of Local Ethnic Culture |
| Music | <ul style="list-style-type: none"> • Enjoy Participating in Music and Movement Activities • Express Ideas and Feelings through Music and Movement Activities • Demonstrate Awareness of Music and Movement from Different Cultural Groups |
| Physical Education | <ul style="list-style-type: none"> • Enjoy Physical Activities • Display Coordination in Motor Tasks • Demonstrate Awareness of Healthy Habits and Safety |


SCHOOLBAG
THE EDUCATION NEWS SITE

HOME EDUCATION FEATURES TEACHERS' DIGEST MULTIMEDIA FAQ

Home > Put the books down! 6 skills your child really needs for P1

Put the books down! 6 skills your child really needs for P1

14 JUN 2021




MOE Stock Image (*Photo taken before COVID-19)



WHAT DOES MY CHILD NEED AT PRIMARY 1?

- Learning at Primary 1 should be exciting and fun for your child.
- Some skills that parents can support children in developing are:
 - Relating to others
 - Developing good habits
 - Nurturing positive learning attitudes
 - Encouraging children to learn from their mistakes



Refer to Tip 6 of Parent-Child Activity Book for an activity to encourage children to learn from their mistakes.

RELATING TO OTHERS

Build your child's interpersonal skills by:

- modelling the use of friendly and polite phrases
 - "Hello! My name is...What is your name?"
 - "May I please..."
- providing opportunities for your child to share and take turns during playtime with other children



DEVELOPING GOOD HABITS

Routines help your child build confidence and learn to manage themselves.

Guide your child to do the following independently:

- Practise pre-bedtime routines to have at least 9 hours of sleep
- Dress themselves
- Buy food at the canteen
- Make healthy food choices
- Pack their bag
- Wash their hands
- Take their temperature using a thermometer



NURTURING POSITIVE LEARNING ATTITUDES

Developing the right learning attitude will help your child learn better.

You can encourage your child to:


- ask questions about their experiences and the world around them
- express their thoughts and feelings and discuss what can be done if they have worries
- practise life skills independently like buying food and drinks on their own, and asking for permission



SCHOOL-HOME PARTNERSHIP

2 Developing your child

1 Knowing your child



3 Building partnership with the school

KNOWING YOUR CHILD

Understand your child's strengths and interests.

- Work with your child's teachers to understand their strengths, interests and development in academic and non-academic areas
- Ask your child about their thoughts and feelings regarding school



DEVELOPING YOUR CHILD

Partner the school in the social-emotional learning and holistic development of your child.

- Allow your child to develop independence
- Encourage your child to participate in school activities
- Talk to your child regularly about values and nurture their interest in learning
- Affirm your child by recognising their efforts
- Teach your child effective ways to manage their challenges and stressors



Check out this video on MOE YouTube for tips on how parents can support the social-emotional learning of their children.



BUILDING PARTNERSHIP WITH THE SCHOOL

Maintain regular communication through official school channels.

- Have regular conversations with teachers in both academic and non-academic areas - this will help you better guide your child's development
- Ask the teachers for the best way and time to contact them



**YOUR CHILD IS READY.
ARE YOU?**

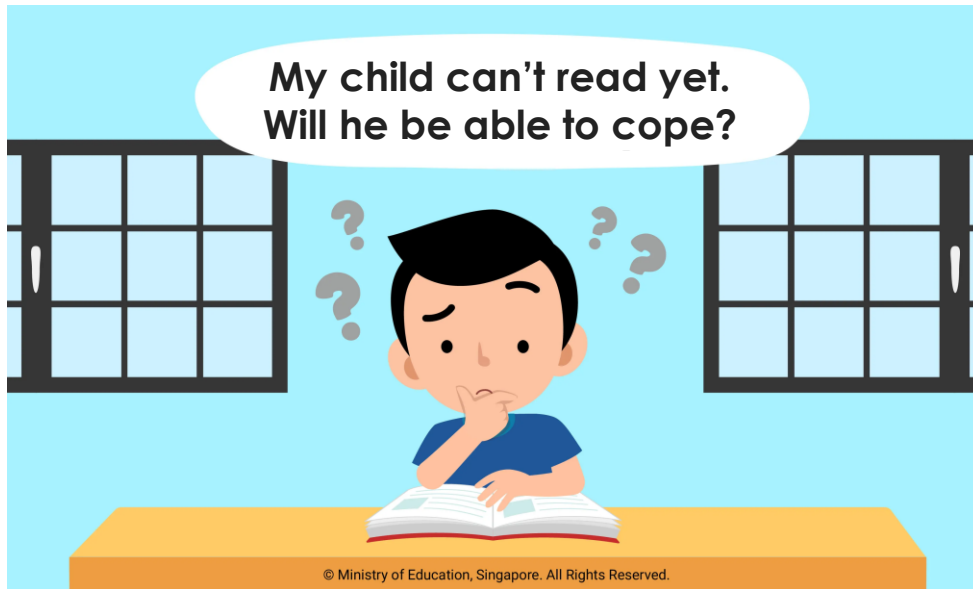
PARENT SUPPORT GROUP

Join the Parent Support Group (PSG)

- The PSG consists of a group of dedicated parents who partner the school to support fellow parents in nurturing their children
- It is a platform for parents to network, share, learn and support each other in this parenting journey
- Some of the initiatives of the PSG include:
 - Family Bonding Activities
 - Providing support for major school events (Games Day, Children's Day, etc.)



SOME QUESTIONS YOU MAY HAVE...



Reading is a habit that we can build.

Interest your child in reading

- It is never too late to start getting your child interested in books
- Take your child to the library, expose them to various picture books and read together for a start
- Students will be introduced to various genres of books, and be taught how to blend letter sounds through games or craft work

You can encourage your child for any effort in learning to read. Most importantly, reading should be a fun learning process.



SOME QUESTIONS YOU MAY HAVE...

My child takes so long to complete her work. Will she fall behind?



Children pick up time management at a different pace and can improve with help.

Support your child in time management

- Parents can model this with your child at home with small tasks and everyday activities
- If you find your child struggling with completing their tasks or homework within a given time, it could also mean that they are not sure how to go about completing them
- If you notice any learning issues, do reach out to the school early

Be specific about how much time they should spend on the work, and what time they should complete the work.



SOME QUESTIONS YOU MAY HAVE...



Asking for help may not seem obvious to a child.

Teach your child how to ask for help

- Here are some steps you may teach your child:
 - **Step 1:** Look for someone who can help
 - **Step 2:** Check if that person has the time to help; if not, look for another suitable person
 - **Step 3:** Share what the problem is and how they feel
 - **Step 4:** Listen carefully to the advice given
 - **Step 5:** Thank the person for the help

Practise with your child how to ask for help. Remember to affirm them for their efforts.



SOME QUESTIONS YOU MAY HAVE...

I'm worried my child won't eat at recess. He'll go hungry!



© Ministry of Education, Singapore. All Rights Reserved.

Students may enjoy recess so much that they forget to eat. Some students may not be eating because they are shy about ordering food.

Encourage your child to eat during recess

- Let your child practise ordering food and making payment when out with the family
- If they need more time to build their confidence or observe how it is done by other students, you may pack a lunch box in the meantime, so they will always have something to eat
- If you worry that your child is not eating at all, discuss with your child's teacher

Remind your child that eating during recess is important as it helps them with the physical energy to continue focusing and learning in class.

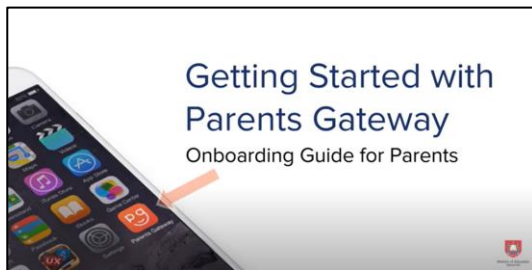


PARENTS GATEWAY RESOURCES



Schools may access the video via:

<https://youtu.be/PCM5o8jAncc>



Schools may access the video via:

<https://youtu.be/tW9jwyuovOo>

A screenshot of the Schoolbag website. The header includes the 'SCHOOLBAG THE EDUCATION NEWS SITE' logo, a search bar, and navigation links for HOME, EDUCATION, FEATURES, TEACHERS' DIGEST, MULTIMEDIA, and FAQ. The main article is titled 'Every Parent's Buddy: The Parents Gateway app' with a date of '23 AUG 2022'. Below the title, it says '5 reasons to sign up for the Parents Gateway app if you haven't done so already.' To the right, there is a 'Related' section with two articles: 'Every Parent's Buddy: The Parents Gateway app' and 'Strengthening Community Ties Through Social Media'. At the bottom of the article, there is a QR code with the 'GO.gov.sg' logo and the text 'Let's get started' and 'We'll be retrieving your child's information'.

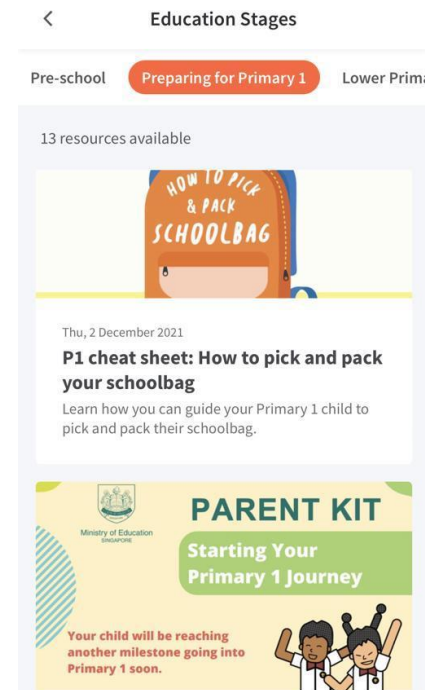
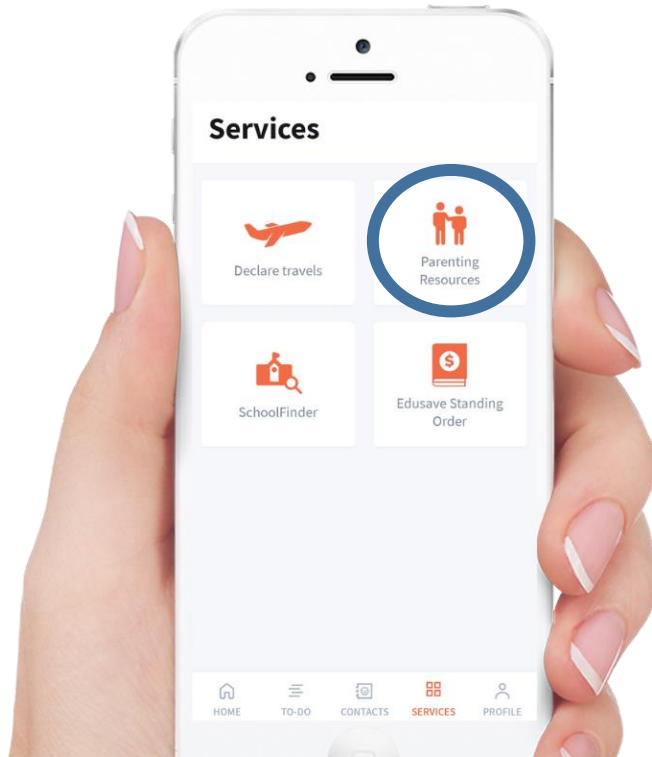
<https://go.gov.sg/every-parents-buddy-the-parents-gateway-app>



ONLY ON PARENTS GATEWAY! A ONE-STOP PORTAL OF RESOURCES

Parenting Resources repository

A repository for parents to browse resources on topics such as preparing for Primary 1, forging parent-child relationships and education pathways.



Find out more about Parents Gateway here.



WHAT'S AVAILABLE ON THE REPOSITORY?

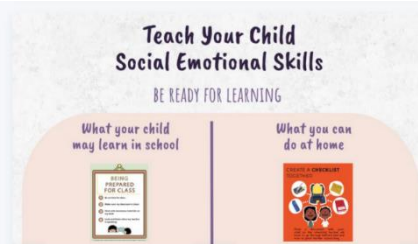


Fri, 23 September 2022

[Preparing for P1 - PDF] Supporting Your Child Through the Primary 1 Journey

Click to download or view this issue on preparing your child for P1.

Find out what your child really needs for Primary 1.



Mon, 18 October 2021

[PDF] Social skills to prepare your child for Primary 1

Click to download or view this resource to learn how you can help your child learn social skills.

Help develop your child's social and emotional skills by referring to this infographic



Mon, 23 August 2021

Are you over-preparing your child for P1?

Learn how overpreparing your child may hinder learning.

Are you over-preparing your child for primary school?



Wed, 15 December 2021

[NLB] LearnX Reading - Primary

Create fun experiences for your child to discover the joy of reading.

How to cultivate the love for reading? Check out resources from the National Library Board.



WE ARE HERE TO SUPPORT YOU!



Parent Kit

www.moe.gov.sg/parentkit

Each Parent Kit issue contains bite-sized actionable tips with supporting resources for parents to help them support their child in their education journey.

Parent Kit



SCHOOLBAG
THE EDUCATION NEWS SITE

Schoolbag.edu.sg

www.schoolbag.edu.sg

Through articles and multimedia content, Schoolbag provide parents and general public with information and insights related to education, tips for parent involvement and features on school programmes.



WE ARE HERE TO SUPPORT YOU!



www.instagram.com/moesingapore



www.instagram.com/parentingwith.moesg



www.facebook.com/moesingapore



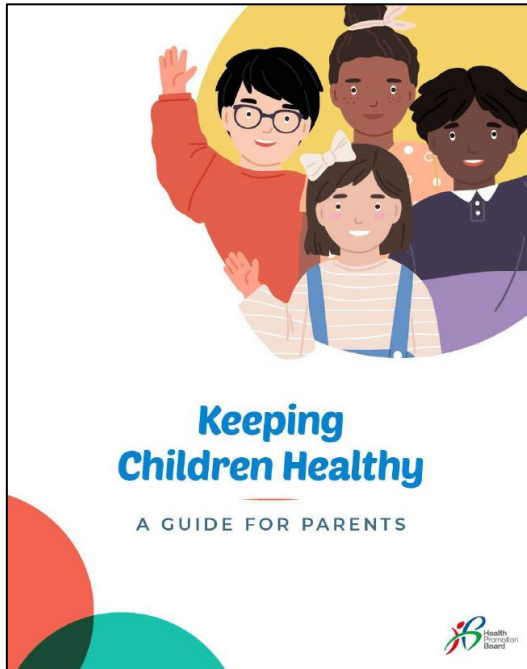
www.youtube.com/moespore



WE ARE HERE TO SUPPORT YOU!



KEEPING CHILDREN HEALTHY – A GUIDE FOR PARENTS



Is your child transitioning to P1?

Unlike preschool where your child is served meals based on a fixed menu, they will have to start making more independent choices about what they want to eat in primary school.

This transition from being served to choosing for themselves can be daunting for children. Prepare them for it in the following ways:

- Talk to your child about 'My Healthy Plate' and highlight the importance of different food groups in our diet. Teach them how to choose a combination of dishes using the 'quarter-quarter-half' method so they learn to incorporate all food groups in their meals.

Here is an example of a meal that is not well-balanced, and a couple that are:



Edition 1



Edition 2



Edition 3



WE ARE HERE TO SUPPORT YOU!

FAMILY VALUES CARD GAME

Developed by Families for Life, in partnership with the Ministry of Education

- Designed for parent-child bonding and provide opportunities to discuss about family values as a family
- Families can learn how to play the game by scanning the QR code on the game box
- Parents are encouraged to make use of the conversation starters included in the rulebook to engage children in understanding and demonstrating the family values of **love, care and concern, commitment and respect**



PARENT-CHILD ACTIVITY BOOK IS AVAILABLE ONLINE!

How To Use This Book?

Primary school is an exciting time for all – not just for the kids, but for parents, too!

In this book, you'll find 10 tips for parents – to help you and your child adjust smoothly to primary-school life. Each tip includes activities which you can do together.

As this is an e-version, you may want to download this and print it, and let your child write or draw on paper. If you prefer an environmental-friendly way, screenshot the pages, or download it and use a mobile application for your child to doodle on it.

With your child, pick the activities that you'd like to do. You don't have to do them all



Use an application and allow your child to doodle on it!

2

© COMMUNICATIONS AND ENGAGEMENT GROUP MOE

Activities Inside Include:

Pledge

Make promises and keep them



Every child needs encouragement



Show gratitude. It's a great habit



Make something awesome together



Get familiar with new routines



Keep that conversation flowing

This will be a year of making great memories, together. Have fun learning with your child!

Your adventure begins on the next page.



3

© COMMUNICATIONS AND ENGAGEMENT GROUP MOE



PARENT-CHILD ACTIVITY BOOK IS AVAILABLE ONLINE!

Great Ideas For A Great Adventure

Paste a sticker after you complete each tip!
Stickers can be downloaded from <https://www.moe.gov.sg/parentkit>

Before school starts!

Tip 1: Get Ready For School
Pg 9 - 16
Dec-before school starts!

Tip 2: Practise Routines
Pg 17 - 28
Dec-before school starts!

During term time!

Tip 3: New Places, New Faces
Pg 29 - 36
Jan-first week of school!

Tip 4: We Can do This Together!
Pg 39 - 48
Feb-when learning gets more serious!

Tip 5: Show Interest In Your Child!
Pg 49 - 56
Mar-holidays!

Tip 6: Time To Let Go!
Pg 57 - 66
Apr-start of Term 2!

Tip 7: Team Up With Teachers
Pg 69 - 78
May-before and after the Parent-Teacher Meeting!


Tip 8: Every Child Is Unique
Pg 79 - 86
May-before and after the Parent-Teacher Meeting!

Tip 9: Be A Great Role Model!
Pg 87 - 96
Jun-holidays!

Tip 10: Let's Help Out At Home!
Pg 97 - 104
Jun-holidays!

© COMMUNICATIONS AND ENGAGEMENT GROUP, MOE

TIP 2



Practise Routines

Building good habits helps your child cope with the many new things they will encounter this year.

School is a lot more structured than your child is used to. Lessons are longer and so is the school day. Buying food at recess is a new experience and they will need to go to the washroom on their own. After-school activities and homework might take some getting used to. Practising routines will help your child face the unfamiliar with a smile!

© COMMUNICATIONS AND ENGAGEMENT GROUP, MOE





Briefing by

Year Head, P1/P2

P1 Classes (2025)

| |
|-----------------------|
| 1 Perseverance |
| 1 Thrift |
| 1 Integrity |
| 1 Respect |
| 1 Courage |
| 1 Harmony |
| 1 Graciousness |
| 1 Kindness |



School Hours

Start Time: 7.30 a.m.

Dismissal Time : 1.20 p.m.



First Day of School **Thursday, 2 Jan 2025**

- Only **P1** and **K1** pupils will report to school on 2 Jan 2025.
- Pupils are to report to school by **7.30 a.m.**
- Please report directly to the school hall (Level 2).
- Only 1 parent will be allowed to accompany the child to school on Day 1.



First Five Days of School 2 - 8 Jan 2025

- Orientation activities
- **Name tag** to be worn **at all times**
- To bring **stationery, water bottle** (only plain water), **pocket money** for recess (about \$2) and snacks (optional)
- Please **label all personal items** for ease of identification
- Your child can put on **school uniform/PE attire** for the first five days
- Your child will be informed of the books/files to bring from 2 – 8 Jan 2025 via Parents Gateway
- Formal Lessons will begin on **9 Jan 2025**



Recess Time

8.30 a.m. to 9.00 a.m.



Recess Time

- Parents are not allowed to enter the school premises except for Day 1.
- Please do not bring food for your child during recess or snack break times. Your child can bring packed food from home.
- This is to encourage your child to be independent.
- There are 7 stalls in the canteen:
 - 2 Muslim stalls
 - 1 Chicken Rice stall
 - 1 Chinese Noodles stall
 - 1 Economical Rice stall
 - 1 Snack stall
 - 1 Fruits and Drinks stall



Snack Break

Between 11.30 a.m. to 12.00 p.m.
About 10 minutes



We encourage pupils to pack healthy snacks like:

- fruits,
- buns
- biscuits.

Name Tag



Gongshang Primary School

NAME :

CLASS :

Bus No :

Parent Pickup : Main Gate Side Gate

Sibling Corner :

External Student Care (Name):

School Student Care :



Dismissal Procedures

| | Assembly Area |
|---|---|
| Fetches by parents/guardians | Main Gate and Side Gate |
| School bus | Foyer |
| Private vehicles | School Porch (after all school buses have left the school premises) |
| School's Student Care Centre (SCC) | To be dismissed to the respective classrooms |
| Fetches by community-based childcare centre staff | Foyer |
| *Going home with older siblings in GSPS | Siblings Meeting Point (in front of the bookshop at the canteen) |



Drive-in Policy

- As safety of the children is always our priority, private vehicles are not allowed into the school premises **after 7.30 a.m.**
- During dismissal, vehicles are allowed into the school premises only after all the school buses have left at **around 1.45 p.m.**
- Please observe all safety regulations and speed limit (not exceeding 15 km/h) when you drive in to the school.



Children not feeling well / Emergencies

- If your child is not feeling well, he/she should inform the teacher in the classroom.
- Your child will be taken to the sick bay in the General Office.
- If necessary, parents will be informed to come to school to bring your child home or to see a doctor.
- If there is an urgent need for medical treatment, the school may send the pupil to the nearest clinic or call for an ambulance, if necessary, and we will contact you.
- In accordance with advice from HPB and MOE, we will **not** use medicated creams/ointments to treat minor headaches or stomachaches.



Leaving School Early

- Should you need to bring your child home early, please register at the Security Post and then proceed to the school's General Office. Our staff at the General Office will inform the teacher.
- Please **DO NOT** go directly to the classroom to pick up your child.
- All parents are to complete the 'Permission to Leave School Early' form in the General Office.
- You will only be allowed to leave with your child when you have handed over the above form to the security guard at the main gate.



Modes of Communication

School to Parents

- Monthly Gongshang e-Bulletin
- Parents Gateway (PG)
- School Website :
www.gongshangpri.moe.edu.sg
- My Learning Journal (Pupils' Handbook)



Modes of Communication

Parents to School

- My Learning Journal (Pupils' Handbook)
- Teachers' e-mail : can be found in Parents' Handbook or school website
- Telephone calls
- School e-mail : gsps@moe.edu.sg



Group Personal Accident Insurance Policy

All students are insured under Group Personal Accident (GPA) Insurance paid by MOE. The GPA covers death, permanent and total/partial disability and medical expenses due to an accident while participating in school activities.



School Health Services

- Yearly medical check-up by the Health Team from HPB.
- Includes medical examination, immunisation, hearing and eyesight tests.
- Parents will be informed of the check-up dates.
- Child's Health Booklet should contain all previous immunisation certificates and records.
- Catch-up immunisation for Primary one students who have incomplete dose(s) of vaccination will be given the relevant dose(s) by School Health Services based on the National Childhood Immunisation Schedule.
- Parents may opt out of this service and make their own vaccination arrangement.



Details of the following information have been sent to you via Parents Gateway:

- Interest in School-Based Student Care Centre (SCC)
 - email sent on 7 October 2024(deadline of submission: 9 October 2024)

Details of the following information will be sent to all parents via PG by early November:

- Purchase of books
- Purchase of uniform
- School bus services (by December 2024)



Details of the following information have been sent to you via Parents Gateway:

Administrative Matters

- Edusave Standing Order Form
 - GIRO Online
 - MOE Financial Assistance Scheme
- } Sent via PG on 10 Oct

Details of the following information will be sent to all parents via PG/email in due course:

- Enrollment for school-based health and dental services
- Form 1- NMTL/Form 3 NTIL (where applicable)
- Student Data Form with Health Declaration

